


SOUND GENERATION USING SAVART'S WHEEL

AKD 01.08



Material:

Item Code	Qty	Description
DS101-1G	1	Support base, large, L=500 mm
DS093-04	1	Sliding saddle "Sepp", H=40 mm
DS402-3S	1	Drive pulley demo, with ball bearing
DS402-2N	2	Crank pin, L=50 mm
DS401-1A	1	Drive belts, set of 2
DS402-3B	1	Pivot bearing with transverse hole, on saddle
DW210-1Z	1	Savart's Wheel set
	1	Cardboard tube

SOUND GENERATION USING SAVART'S WHEEL


AKD 01.08

Goal:

The pitch depends on the number of teeth and the speed of rotation.




Setup:

On one end of the support base, the "Sepp" sliding saddle is fixed, into which the drive pulley is inserted. The crank pin is fixed to the drive pulley. On the other side, the pivot bearing with the sliding saddle is placed on the support base and fixed so that the drive belt is tensioned between the pulley and the pivot bearing. The Savart's Wheel set is inserted into the pivot bearing and screwed tight.



Experiment:

The support base is held and you start cranking with the crank pin. The cardboard tube can then be held against the gears.



Conclusion:

As soon as you hold a piece of cardboard up to the rotating gears, sounds of varying pitch are produced.